






















Connecting Cables

All Bonding, Connecting and Extension cables can be specially manufactured to suit the specific needs of the user.



Type C

A connecting cable is pin brazed at one end, while the other, which is tinned, is connected by means of a screw fastening. Consult the table on the choice of a suitable alternative.

#			Connection screw-hole	Material		Brazing pin	Remarks
278 190 0960	20 x 350mm	10°	Ø 7,5mm	FeZn 	20	F	
278 190 2800	20 x 500mm	10°	Ø 7,5mm	FeZn 	20	F	
278 190 2050	20 x 880mm	10°	Ø 7,5mm	FeZn 	20	F	
278 190 2460	20 x 1450mm	10°	Ø 7,5mm	FeZn 	20	F	
278 190 0970	20 x 2450mm	10°	Ø 7,5mm	FeZn 	5	F	
278 190 2060	20 x 2650mm	10°	Ø 7,5mm	FeZn 	5	F	
278 190 2480	20 x 3200mm	10°	Ø 7,5mm	FeZn 	5	F	
278 190 0160	25 x 350mm	10°	Ø 10,5mm	Cu 	50	F	
278 190 1200	25 x 910mm	10°	Ø 7,5mm	Cu 	20	F	
278 190 1050	25 x 1100mm	10°	Ø 7,5mm	Cu 	20	G	
278 190 0470	25 x 1450mm	10°	Ø 9mm	Cu 	20	B	
278 190 0170	25 x 2000mm	10°	Ø 10,5mm	Cu 	20	F	
278 190 1060	25 x 2600mm	10°	Ø 7,5mm	Cu 	20	G	
278 190 0480	25 x 3200mm	10°	Ø 9mm	Cu 	20	B	
278 190 0390	25 x 4500mm	10°	Ø 7,5mm	Cu 	10	B	
278 190 0400	25 x 5500mm	10°	Ø 7,5mm	Cu 	10	B	
278 190 0410	25 x 6500mm	10°	Ø 7,5mm	Cu 	10	B	