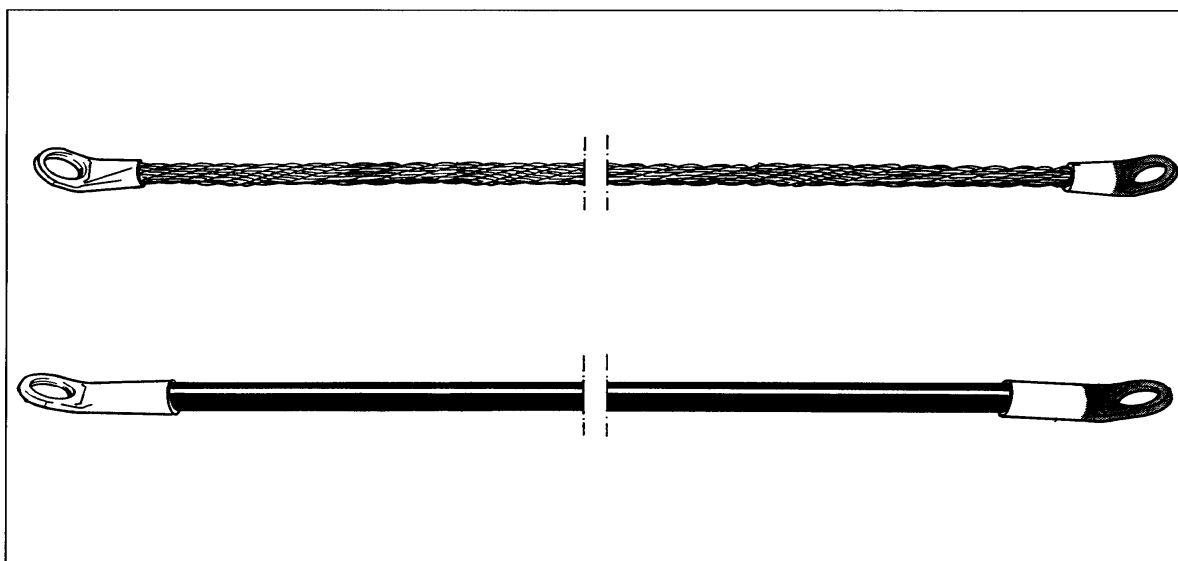






















CONNECTING CABLES



Connecting cables - type C

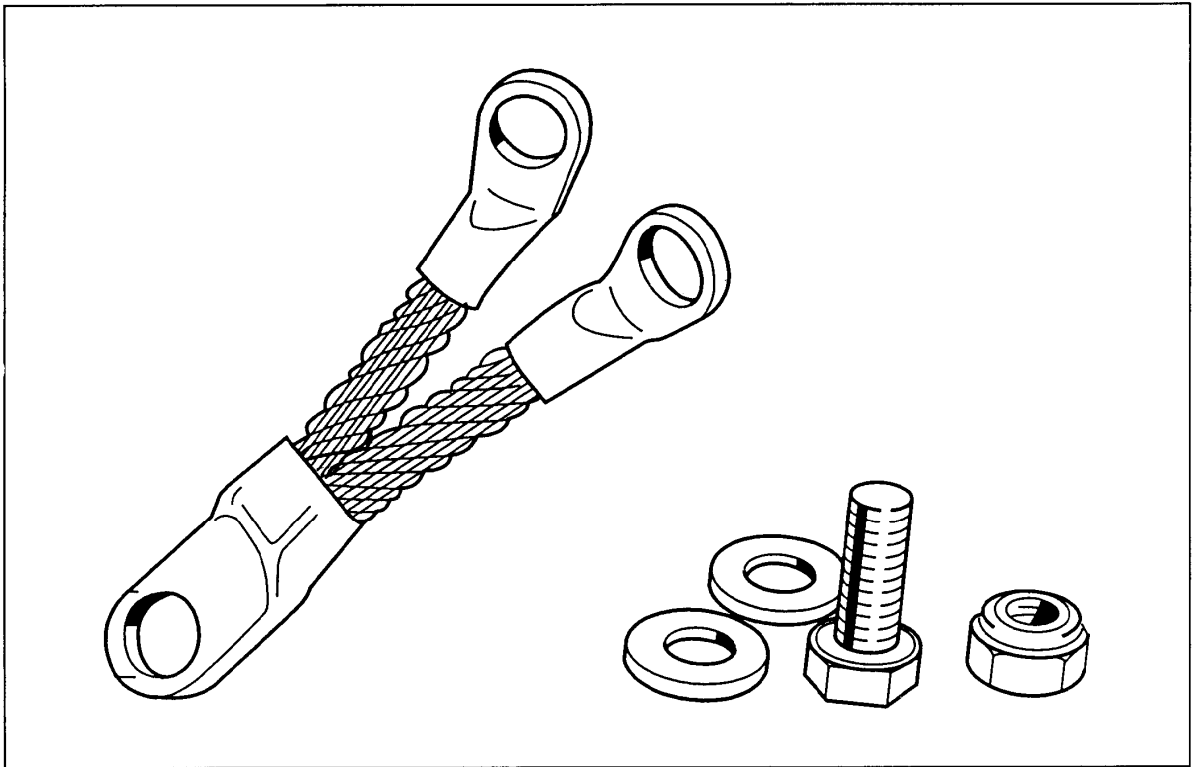
A connecting cable is pin brazed at one end, while the other, which is tinned, is connected by means of a screw fastening. Consult the table on the choice of a suitable alternative.

#			Connection screw-hole	Material		Brazing pin	Remarks
278 190 0960	20 x 350mm	10°	Ø 7,5mm	FeZn 	20	F	
278 190 2800	20 x 500mm	10°	Ø 7,5mm	FeZn 	20	F	
278 190 2050	20 x 880mm	10°	Ø 7,5mm	FeZn 	20	F	
278 190 2460	20 x 1450mm	10°	Ø 7,5mm	FeZn 	20	F	
278 190 0970	20 x 2450mm	10°	Ø 7,5mm	FeZn 	5	F	
278 190 2060	20 x 2650mm	10°	Ø 7,5mm	FeZn 	5	F	
278 190 2480	20 x 3200mm	10°	Ø 7,5mm	FeZn 	5	F	
278 190 0160	25 x 350mm	10°	Ø 10,5mm	Cu 	50	F	
278 190 1200	25 x 910mm	10°	Ø 7,5mm	Cu 	20	F	
278 190 1050	25 x 1100mm	10°	Ø 7,5mm	Cu 	20	G	
278 190 0470	25 x 1450mm	10°	Ø 9mm	Cu 	20	B	
278 190 0170	25 x 2000mm	10°	Ø 10,5mm	Cu 	20	F	
278 190 1060	25 x 2600mm	10°	Ø 7,5mm	Cu 	20	G	
278 190 0480	25 x 3200mm	10°	Ø 9mm	Cu 	20	B	
278 190 0390	25 x 4500mm	10°	Ø 7,5mm	Cu 	10	B	
278 190 0400	25 x 5500mm	10°	Ø 7,5mm	Cu 	10	B	
278 190 0410	25 x 6500mm	10°	Ø 7,5mm	Cu 	10	B	

F=2700751210 or 2781904320 **B**=2700833520 or 2781904360 **G**=2700751630 or 2781904350





We reserve the right to make technical changes

CONNECTING CABLES



Connecting cables - type Y

Y-connectors are used when a higher degree of safety is required, with two connections, instead of just one, being pin brazed to the rail. Consult the table on the choice of a suitable alternative.

#			Connecting screwhole	Fasteners included*	Material 		Brazing pin
278 190 2230	2x25mm ² x 87mm	40°	Ø 10,5mm	No	Cu	50	F
278 190 2450 ^s	2x25mm ² x 77mm	40°	Ø 10,5mm	No	Cu	50	F
278 190 3720	2x25mm ² x 87mm	40°	Ø 6mm	No	Cu	50	F
278 190 2430 ^s	2x25mm ² x 77mm	40°	Ø 10,5mm	Yes	Cu	50	F
278 190 4390	2x25mm ² x 87mm	40°	Ø 10,5mm	Yes	Cu	50	F

F=270 075 1210 or 278 190 4320

- The screw set comprises:
 - 50off M8x20 hex head set screws stainless steel A4-70 DIN 31/933
 - 50off M8 Nylock nuts stainless steel A4-80 DIN 985
 - 100off 8.4x16x1.5 washers stainless steel A4

We reserve the right to make technical changes